

# HydroSure™

IRRIGATION SYSTEMS THAT WORK

## Ultimate 15m Automated Soaker Hose Irrigation System - LDPE Pipe -

[www.hydrosure.com](http://www.hydrosure.com)

AUTOPL15LDPE



5 056287 731118 >

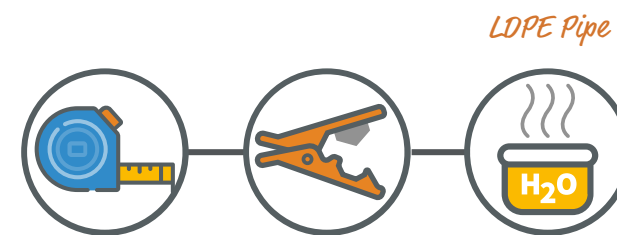
### PLANNING



### COMPONENTS INCLUDED



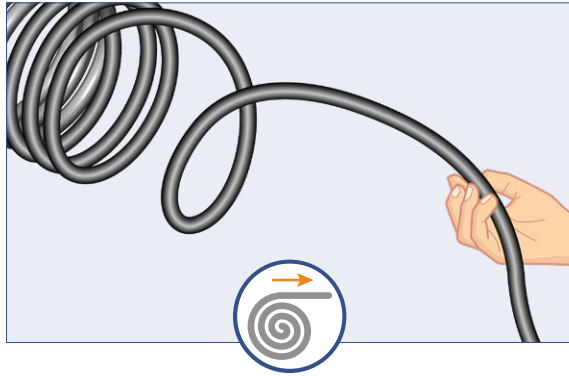
### INSTALLATION





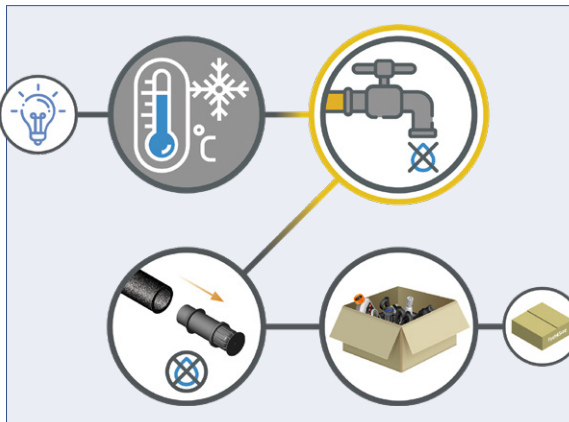
## HELPFUL HINTS

### UNRAVEL PIPES

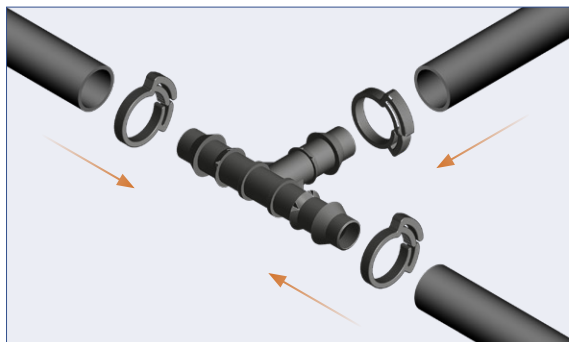


Unravel pipes for at least 1hr before assembly

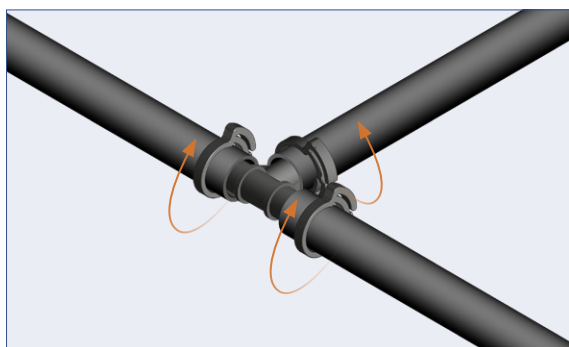
### WINTERISING



### RACHET CLAMPS



Use Ratchet Clamps (D) on ALL LDPE Connections



Pinch Ratchet Clamps & check for leaks



### OUTLET TIMER

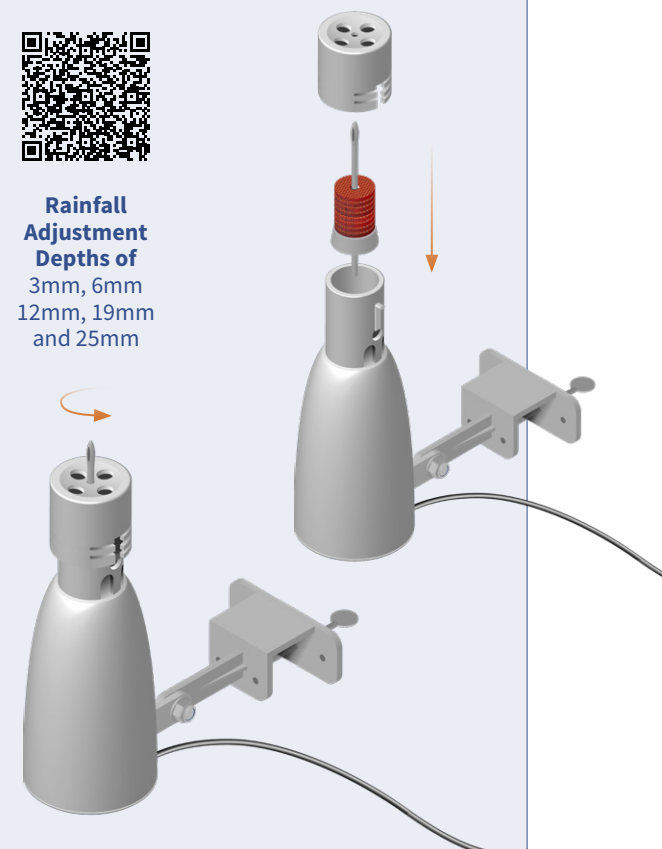


Digital Display Water Tap Timer

### RAIN SENSOR



Rainfall Adjustment Depths of 3mm, 6mm, 12mm, 19mm and 25mm



Mini click adjustable rain sensor

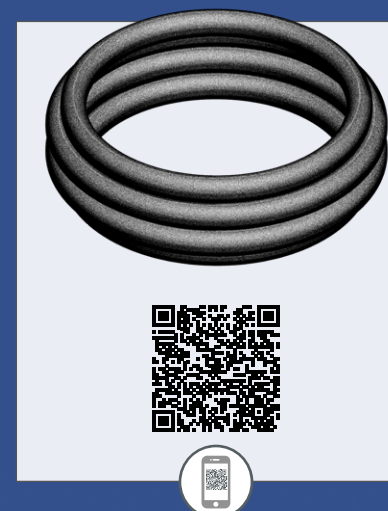
## PLANNING - YOUR LAYOUT

SKETCH YOUR LAYOUT. Draw any obstacles you need to work around.



How Does a Soaker Hose Work

### EXTEND YOUR SYSTEM



# HydroSure™

IRRIGATION SYSTEMS THAT WORK